






SOLE UPRIGHT CYCLES				
	SOLE B54	SOLE B94	SOLE LCB	
CONSOLE	6.5" blue backlit LCD, Integrated Reading Rack	9" White Backlit LCD, Integrated Reading Rack	10.1" TFT LCD display Integrated Reading Rack	
CONSOLE FEEDBACK	Time, Speed/RPM, Distance, Calories, Pulse, Level, Laps, Heart Rate	Time, Speed/RPM, Distance, Calories, Pulse, Level, Laps, Heart Rate	Time, Speed/RPM, Distance, Calories, Pulse, Watts, MET	
RESISTANCE METHOD	Auto Tension System	Auto Tension System	Auto Tension System	
RESISTANCE	20 Levels	20 Levels	40 Levels	
# OF PROGRAM	10	10	10	
PROGRAM DETAILS	Manual, Hill, Fat Burn, Cardio, Strength, Interval, 2 User, 2 Heart Rate	Manual, Hill, Fat Burn, Cardio, Strength, Interval, 2 User, 2 Heart Rate	Manual, Hill, Fat Burn, Cardio, Strength, Interbal, 1 Custom, 1 Fitness Test, 2 Heart Rate	
HEART RATE	Hand Pulse Contact & Receiver	Hand Pulse Contact & Receiver, Chest Strap Included	Hand Pulse Contact & Receiver	
HANDLEBARS	Handlebars with Heart Rate Grips	Handlebars with Heart Rate Grips	Handlebars with Heart Rate Grips	
SEAT	Fully Adjustable Up/Down, Fore/Aft Cushioned Gel Seat	Fully Adjustable Up/Down, Fore/Aft Cushioned Gel Seat	Fully Adjustable Up/Down, Fore/Aft Cushioned Gel Seat	
PEDALS	Oversized Pedals	Oversized with 2° Inward Slope, Cushioned pedals	Oversized with 2° Inward Slope	
CRANK	3 Pieces	3 Pieces	3 Pieces	
FLYWHEEL	22 lbs	20 lbs	31 lbs	
DRIVE TRAIN	V-Belt	V-Belt	V-Belt	
POWER SOURCE	AC Adapter Included	AC Adapter Included	AC Adapter Included	
STORAGE WHEELS	Front Storage, Rear Levelers	Front Storage, Rear Levelers	Front Storage, Rear Levelers	
UNIQUE FEATURES	Audio Speaker and MP3 Compatibility, Swivel Fan, Storage Compartment, Quad Levelling System for Stability	Audio Speaker and MP3 Compatibility, Swivel Fan, Large Storage and Beverage Compartment, Water Bottle Included, Quad Levelling System for Stability	Audio Speaker and MP3 Compatibility, Swivel Fan, Large Storage and Beverage Compartment, Quad Levelling System for Stability	
PRODUCT WEIGHT	82 lbs/37 kg	103 lbs/47 kg	109 lbs/49 kg	
MAX USER WEIGHT	285 lbs/129 kg	300 lbs/136 kg	350 lbs/158 kg	
FOOTPRINT	41" L x 24" W x 51" H	43" L x 23" W x 55" H	43" L x 23" W x 55" H	
CARTON DIMENSIONS	41" L x 13" W x 26" H	46" L x 18" W x 33" H	46" L x 18" W x 33" H	
SHIPPING WEIGHT	90 lbs/41 kg	120 lbs/55 kg	129 lbs/59 kg	
WARRANTY	Frame: Lifetime Parts: 2 Years Labour: 1 Year	Frame: Lifetime Parts: 3 Years Labour: 1 Year	<b>Residential</b> Frame: Lifetime Parts: 5 Years Labour: 2 Years	<b>Commercial</b> Frame: Lifetime Parts: 3 Years Labour: 1 Year

SOLE RECUMBENT CYCLES					
	SOLE R52	SOLE R92	SOLE LCR		
CONSOLE	6.5" Blue Backlit LCD Integrated Reading Rack	9" White Backlit LCD Integrated Reading Rack	10.1" TFT LCD display Integrated Reading Rack		
CONSOLE FEEDBACK	Time, Speed, Distance, Calories, Pulse, Level, Laps, Heart Rate	Time, Speed/RPM, Distance, Calories, Pulse, Level, Laps, Heart Rate	Time, Speed/RPM, Distance, Calories, Pulse, Watts, MET		
RESISTANCE METHOD	Auto Tension System	Auto Tension System	Auto Tension System		
RESISTANCE	20 Levels	20 Levels	40 Levels		
# OF PROGRAM	10	10	10		
PROGRAM DETAILS	Manual, Hill, Fat Burn, Cardio, Strength, Interval, 2 User, 2 Heart Rate	Manual, Hill, Fat Burn, Cardio, Strength, Interval, 2 User, 2 Heart Rate	Manual, Hill, Fat Burn, Cardio, Strength, Interval, 1 Custom, 1 Fitness Test, 2 Heart Rate		
HEART RATE	Hand Pulse Contact & Receiver	Hand Pulse Contact & Receiver, Chest Strap Included	Hand Pulse Contact & Receiver		
HANDLEBARS	Fixed Console Mounted Handlebars and Seat Mounted Handlebars with Heart Rate Grips	Fixed Console Mounted Handlebars and Seat Mounted Handlebars with Heart Rate Grips	Fixed Console Mounted Handlebars and Seat Mounted Handlebars with Heart Rate Grips		
SEAT	Steel Rail, Horizontally Adjustable Seat with Mesh Backrest	Commercial Grade Aluminum Rail, w/ 14 Position Horizontally Adjustable Seat and Backrest	Commercial Grade Aluminum Rail, w/ 14 Position Horizontally Adjustable Seat and Backrest		
PEDALS	Oversized Pedals with Toe Clips	Oversized with 2° Inward Slope, Cushioned pedals	Oversized with 2° Inward Slope		
CRANK	3 Pieces	3 Pieces	3 Pieces		
FLYWHEEL	22 lbs	20 lbs	31 lbs		
DRIVE TRAIN	V-Belt	V-Belt	V-Belt		
POWER SOURCE	AC Adapter Included	AC Adapter Included	AC Adapter Included		
STORAGE WHEELS	Front Storage, Rear Levelers	Front Storage, Rear Levelers	Front Storage, Rear Levelers		
UNIQUE FEATURES	Audio Speaker and MP3 Compatibility, Swivel Fan, Storage Compartment Quad Levelling System for Stability	Audio Speaker and MP3 Compatibility, Swivel Fan, Large Storage and Beverage Compartment, Water Bottle Included Quad Levelling System for Stability	Audio Speaker and MP3 Compatibility, Swivel Fan, Large Storage and Beverage Compartment Quad Levelling System for Stability		
PRODUCT WEIGHT	107 lbs/49 kg	134 lbs/61 kg	150 lbs/63 kg		
MAX USER WEIGHT	285 lbs/129 kg	300 lbs /136 kg	350 lbs/158 kg		
FOOTPRINT	55" L x 28" W x 45" H	57" L x 29" W x 50" H	57" L x 29" W x 50" H		
CARTON DIMENSIONS	50" L x 15" W x 24" H	57" L x 18" W x 31" H	57" L x 18" W x 31" H		
SHIPPING WEIGHT	119 lbs/54 kg	154 lbs/70 kg	170 lbs/74 kg		
WARRANTY	Frame: Lifetime Parts: 2 Years Labour: 1 Year	Frame: Lifetime Parts: 3 Years Labour: 1 Year	<table border="0"> <tr> <td data-bbox="1803 1357 2126 1461"><b>Residential</b> Frame: Lifetime Parts: 5 Years Labour: 2 Years</td> <td data-bbox="2126 1357 2448 1461"><b>Commercial</b> Frame: Lifetime Parts: 3 Years Labour: 1 Year</td> </tr> </table>	<b>Residential</b> Frame: Lifetime Parts: 5 Years Labour: 2 Years	<b>Commercial</b> Frame: Lifetime Parts: 3 Years Labour: 1 Year
<b>Residential</b> Frame: Lifetime Parts: 5 Years Labour: 2 Years	<b>Commercial</b> Frame: Lifetime Parts: 3 Years Labour: 1 Year				

SOLE INDOOR CYCLE TRAINERS		
	SOLE SB700	SOLE SB900
CONSOLE	Large, Wireless, Single Window LCD	Large, Wireless, Single Window LCD
CONSOLE FEEDBACK	Time, Speed, Distance, Calories, Pulse, RPM, Clock, Avg Speed, Avg Pulse, Avg RPM	Time, Speed, Distance, Calories, Pulse, RPM, Clock, Avg Speed, Avg Pulse, Avg RPM
RESISTANCE METHOD	Precise Manually Adjustable Tension with Emergency Stop	Precise Manually Adjustable Tension with Emergency Stop
RESISTANCE	N/A	N/A
# OF PROGRAM	N/A	N/A
PROGRAM DETAILS	N/A	N/A
HEART RATE	With Receiver, Without Chest Strap	With Receiver, Without Chest Strap
HANDLEBARS	Deluxe Bullhorn Style Handlebars with Up/Down, Fore/Aft Adjustments	Deluxe Bullhorn Style Handlebars with Up/Down, Fore/Aft Adjustments
SEAT	Fully Adjustable Up/Down, Fore/Aft Racing Style Dual Tone Seat	Fully Adjustable Up/Down, Fore/Aft Racing Style Dual Tone Seat
PEDALS	Oversized Pedals with Toe Clips	Oversized Pedals with Toe Clips and SPD Technology
CRANK	3 Pieces	3 Pieces
FLYWHEELS	48 lbs	48 lbs
DRIVE TRAIN	V-Belt	V-Belt
POWER SOURCE	N/A	N/A
STORAGE WHEELS	Yes	Yes
UNIQUE FEATURES	Fully Adjustable Handlebars and Seat Dual Metal Water Bottle Holder Quad Levelling System for Stability Water Bottle Included	Fully Adjustable Handlebars and Seat Dual Metal Water Bottle Holder Quad Levelling System for Stability Water Bottle Included
PRODUCT WEIGHT	141 lbs/64 kg	135 lbs/61 kg
MAX USER WEIGHT	300 lbs/136 kg	300 lbs/136 kg
FOOTPRINT	42"L x 21"W x 40"H	42" L x 21"W x 40"H
CARTON DIMENSIONS	42"L x 9"W x 40"H	42"L x 10"W x 41"H
SHIPPING WEIGHT	154 lbs/70 kg	146 lbs/66 kg
WARRANTY	Frame: Lifetime Parts: 3 Years Labour: 1 Year	Frame: Lifetime Parts: 3 Years Labour: 1 Year